

Fundamentals #2 Variations

F. Horn

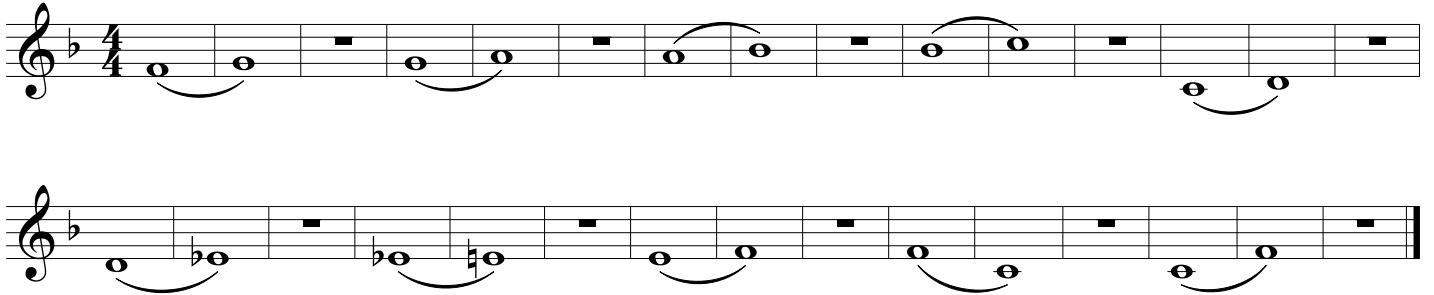
www.JustinDickson.com/Band

These are exercises in counting and playing with beautiful tone quality.


While playing these exercises, all students should:

1. Tap your foot with the beat.
2. Watch the conductor.
3. Count 1-2-3-4 in your mind, and make sure you are ending notes together.
4. Listen to everyone else to make sure you are playing the same volume (don't stick out).
5. Hold your notes steady, with a beautiful tone quality. Don't force it, don't wiggle.
6. Sit up straight in your chair, and tilt your head up so your throat is open.

1



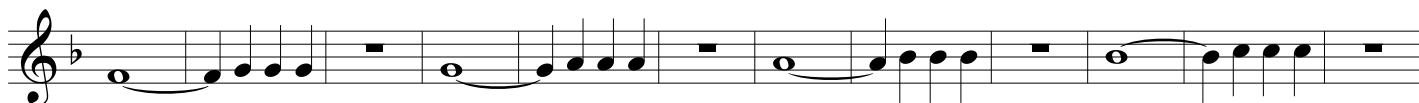
4



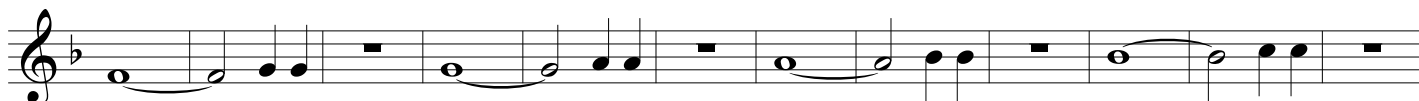
5



6



7



8

Exercise 8 consists of three staves of music. The first staff begins with a treble clef and a key signature of one flat (B-flat). The melody is composed of quarter and eighth notes, with some notes beamed together. The second and third staves continue the melodic line, featuring similar rhythmic patterns and some rests. The system concludes with a double bar line.

9

Exercise 9 consists of three staves of music. The first staff begins with a treble clef and a key signature of one flat. The melody is characterized by frequent sixteenth-note runs and eighth-note patterns. The second and third staves continue this rhythmic intensity, with various note values and rests. The system concludes with a double bar line.

10

Exercise 10 consists of three staves of music. The first staff begins with a treble clef and a key signature of one flat. The melody is primarily composed of quarter notes and eighth notes, with frequent rests. The second and third staves continue the melodic line, maintaining the rhythmic structure of quarter and eighth notes with rests. The system concludes with a double bar line.

