


Clarinet
(only lower register)

Fundamentals For Band


#1. Starting Note




Practice your instrument every day. You will get out of it what you put into it. Get help. Practice until it's perfect. Breathe together to play together. Hold notes out all the way. Watch your conductor all the time. Count and think during your rests and long notes. Don't tense up; the more you relax, the easier it will be. Keep a steady beat. Pay attention. Use your ears; if you don't sound good, fix it. Learn something new every day. Don't quit

#2. Long Tones

stop - 2 - 3 - breathe



#3. Five Note Scales




#4. Flexibility



#5. Attacks


Put your instrument down and back up again during the rests: TOO - down - up - breathe



#6. High Range Workout



#7 Etude



Scales For Band Class

Chromatic Scale



Concert Db Major, your Eb



Concert Ab Major, your Bb



Concert Eb Major, your F



Concert Bb Major, your C



Concert F Major, your G



Concert C Major, your D



Concert G Major, your A

