

# Fundamentals For Band

Tenor Saxophone

## 6th Grade Band

### #1. Starting Note



Practice your instrument every day. You will get out of it what you put into it. Practice until it's perfect. Breathe together to play together. Hold notes out all the way. Watch your conductor all the time. Count and think during your rests and long notes. Don't tense up; the more you relax, the easier it will be. Keep a steady beat. Use your ears; if you don't sound good, fix it. Learn something new every day. Don't quit.


### #2. 8th Notes and Long Tones

*stop - 2 - 3 - breathe*

C D E  
F G A  
B $\flat$  B C


### #3 Five-Note Scale

*Try it articulated and slurred.*




### #4 Flexibility

*Use lots of air, don't close your teeth, move your embouchure as little as possible. The more you relax, the easier it will be.*



### #5 Slurs

*Connect the notes (make them touch) and do not articulate them with your tongue.*



### #6 Counting Etude

*Count 1 - 2 - 3 - 4 in your mind while you play.*

