






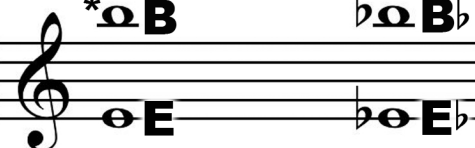












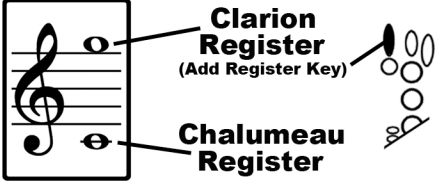


# Essential Range Clarinet Fingering Chart

	*  C					
Throat Tones & F's						
Left-Hand Notes						
Right-Hand Notes						
Pinky Notes						











\*When there are two notes, add the Register Key for the upper note.



**Clarion Register**  
(Add Register Key)

**Chalumeau Register**

### Enharmonics:

				
				
<b>C</b>	<b>D</b>	<b>E</b>	<b>F</b>	<b>G</b>
<b>A</b>	<b>B</b>	<b>C</b>	<b>D</b>	<b>E</b>

Correlates with  
**STEPWISE FLASHCARDS**  
[www.fingeringcharts.org](http://www.fingeringcharts.org)

Chalumeau Pinky Keys	Clarion Pinky Keys
